

**ANGLE VALVES 300LB. RATED**

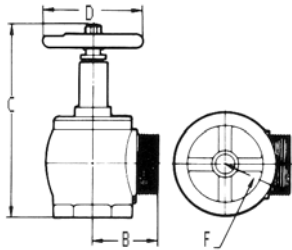


Fire Department Valves  
FEMALE X MALE

**STANDARD EQUIPMENT:** Female NPT inlet and male hose thread outlet cast brass valve with wheel handle.

Figure No. 5010-5015

**SPECIFY  
THREAD**



Fire Hose Rack Assembly Valves  
DOUBLE FEMALE

**STANDARD EQUIPMENT:** Female NPT inlet and outlet cast brass valve with wheel handle



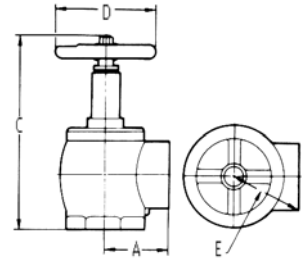
Figure No. 5020-5025

**OPTIONAL FINISHES:**

- PB- Polished Brass
- RC- Rough Chrome Plated
- PC- Polished Chrome Plated

**U/L LISTED AND FM APPROVED  
NY BSA/MEA APPROVED**

Figure No.	5010 5020	5015 5025
Size	1 1/2"	2 1/2"
A	2 11/64	3 3/16
B	2 7/32	3 3/16
C-Closed	6 5/8	9 1/4
C-Open	7 21/22	11
D	3 3/4	5
E	2 7/16	3 19/32
F	2 13/16	3 19/32
U/L Listed	Yes	Yes
FM Approved	Yes	Yes
NYC Approved	Yes	Yes
	2 13/16	3 19/32



**ANGLE VALVES 300LB. RATED**

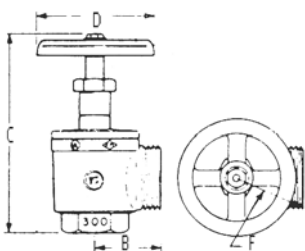


Fire Department Valves  
FEMALE X MALE

**STANDARD EQUIPMENT:** Female NPT inlet and male hose thread outlet cast brass valve with wheel handle.

Figure No. 5030-5035

**SPECIFY  
THREAD**



Fire Hose Rack Assembly Valves  
DOUBLE FEMALE

**STANDARD EQUIPMENT:** Female NPT inlet and outlet cast brass valve with wheel handle



Figure No. 5040-5045

**OPTIONAL FINISHES:**

- PB- Polished Brass
- RC- Rough Chrome Plated
- PC- Polished Chrome Plated

**U/L LISTED AND FM APPROVED  
NY BSA/MEA APPROVED**

Figure No.	5030 5040	5035 5045
Size	1 1/2"	2 1/2"
A	2 9/64	3 5/32
B	2 17/64	3 3/16
C-Closed	6 1/2	8 3/4
C-Open	7 11/16	10 9/16
D	4 1/64	5 1/8
E	2 7/10	3 1/2
F	2 3/8	3 3/8
U/L Listed	Yes	Yes

